



**We're the Premier Deck
and Railing Experts**



VISIT OUR SHOWROOM

**3329 SOUTHSIDE RD
FRANKFORT, NY**

CALL US!
(315) **574-2496**

www.cariboudecks.com

COMPANY HISTORY

Established in 2007, Caribou Decking grew out of the need for a local Deck and Railing company specializing in custom deck and railing installation. Further, we understood that many consumers were unable to find a local company specializing in exterior decks and railing installation which could not only provide premium decking, railing, and pergola products, but which would provide the peace mind of a seamless installation process and unmatched service.

By maintaining our core values of innovation, integrity, and offering the best possible products with unmatched professional service we have maintained constant growth over the last decade. We understand that our success is made possible by our customers trust in our ability to fulfill their complete expectations on every project. This guides Caribou Decking's commitment to becoming an integral part of our local communities.

OUR VISION

Through our commitment to customer satisfaction, professional working environment, and attention to detail, we will become the most trusted and respected decking, railing and pergola company of Central New York. Community involvement, providing stable, well-paying employment, and environmentally friendly initiatives, will provide constant growth, development, and innovation, which will direct our company and staff to continued excellence.

MISSION STATEMENT

To become

CENTRAL NEW YORK'S MOST RESPECTED, TRUSTED, AND INNOVATIVE DECKING, RAILING, AND PERGOLA COMPANY


by providing the highest quality products with professional installations and 100% customer satisfaction.



PLANNING AND DESIGN PHASE

Planning your deck project is an important part of the building process and overall success of your final finished project. We want to make your planning and decision making process an easy and enjoyable experience. Deciding on the type of deck and several other options is important. Below is a list of questions that will help you make the right decisions to ensure you will be satisfied with your investment.

- What size deck should I build?
- Where would you want the access points leading to the deck?
- What decking material, color, railing type and other options should I choose?
- How much are you willing to spend on your project?
- Who is responsible to obtain the building permit?



NEW BERLIN, NY

WHAT SIZE DECK SHOULD WE BUILD?

There are many factors that should be considered when deciding on the layout and size of your deck. Deciding what you will put on the deck such as a dining table with seating, a grill, and additional seating will help determine the size of deck you will need and plan enough space to easily access all areas of the deck. Having a separate area for the grill is a good idea to protect any vinyl products from the heat the grill puts off during use.

Additionally the overall size and flow of your back yard will have an impact on the design. Allowing for easy access to the back yard and possibly to the front of the house will determine the best way to layout the deck and location of steps leading off the deck.

CHOOSING THE RIGHT DECKING MATERIAL FOR YOUR DECK PROJECT?

The three main types of decking utilized for exterior decks are capped composite, cellular PVC (vinyl),

and treated wood or a tropical hardwood. If you are looking for a deck that is low maintenance and will look great for 25 years and beyond, composite or vinyl decking is your best choice. For someone who doesn't mind spending some time on maintaining their deck, treated wood for the decking and a vinyl railing is a more cost effective solution.

WHAT TYPE, COLOR, AND STYLE OF RAILING SHOULD YOU CHOOSE?

There are numerous railing styles, materials, and color options to choose from and deciding on the right railing option is very important. Vinyl, aluminum and composite railing are the most common types of material we use for our railing system. Of these three our vinyl railing is the most cost effective and most widely installed. Aluminum balusters can also be combined with the vinyl top and bottom railing and newel posts making for a distinct and classy look. Drink railing, which is accomplished by installing a deck board on top of the correct vinyl railing profile which creates a flat service to place a drink on, can be a nice feature to incorporate.



NEW HARTFORD, NY

Trex Transcend Deck in Havana Gold with Railways composite railing with round black aluminum balusters and low voltage lighting.

CHOOSING THE RIGHT DECK SKIRTING AND FASCIA FOR MY DECK?


There are several different ways to enclose the area between the deck perimeter fascia and grade to make for a nice finished appearance. The method we most commonly recommended is using the deck boards in the vertical position. This makes for a clean look and is a very robust and sturdy skirting. A more economical means of enclosing the area underneath the deck is using lattice.

We usually recommend a commercial grade weed fabric and stone under the deck to prevent vegetation from growing and this also helps create an area you can potentially store things under the deck. Depending on the distance of the deck off the grade, an access door is usually advisable in order to store some items under deck as well as it enable routine inspections of the area under the deck.

Another important part of the deck is the fascia board to cover the wood perimeter board of the deck frame. Either a fascia board of the same material as the deck can be utilized or a white vinyl fascia board can make for a nice clean look as well.

IS ACCENT LIGHTING A GOOD ADDITION TO MY DECK?

Adding accent lighting to a deck can be a great addition to any deck project. Newel post cap lights, newel post side lights, and step riser lights are some of the lighting options that are available. We recommend a low voltage system with LED lights, a photo eye timer and remote.



DECK INSTALLATION FAQ'S



WHAT DECKING BRANDS DO YOU INSTALL?

We use Trex, DuraLife, AZEK, and VEKA decking depending on the customers preference.

HOW DO YOU CONSTRUCT YOUR DECK FOOTERS?

We build to meet or exceed local building codes. We go 4 feet down below grade using a 15 inch auger, and then pour a 15 inch by 10 inch footer on which a 10 to 12 inch diameter formed concrete pier will sit carrying the load of the deck. We use galvanized brackets to anchor 6 x 6 treated posts to the concrete piers. The 6 in x 6 in treated posts then extend up to the treated beams which support the floor joists of the deck.

HOW DO YOU FASTEN YOUR DECKING TO THE DECK FRAME?

With our composite and PVC decking we use a variety of hidden fastener systems depending on the deck material being used. This makes for a beautiful and consistent decking surface.

WHAT DO YOU USE UNDER THE DECK TO KEEP VEGETATION FROM GROWING?

We use a commercial grade weed barrier fabric and then 2 to 4 inches of number one stone over the fabric to make for a nice finished surface underneath the deck.

DO YOU BUILD EXCLUSIVELY WITH LOW MAINTENANCE MATERIALS?

Although the majority of our installs utilize low

maintenance vinyl, composite, or aluminum materials, we do also install pressure treated, cedar, and hardwood decks.

HOW LONG DOES A TYPICAL DECK INSTALLATION TAKE?

Depending on the scope and complexity of the install, a typical install takes around 1 to 3 weeks to complete, but can take up to 4 weeks if it is a large and more complex deck.

WHO USUALLY OBTAINS THE BUILDING PERMIT?

Depending on the customers' preference, Caribou Decking or the customer can obtain the permit. A nominal fee is charged if Caribou Decking takes care of obtaining the building permit.

HOW FAR OUT ARE YOU USUALLY BOOKING YOUR INSTALLS?

We typically are scheduled 4 to 8 weeks out depending on the time of year. We recommend calling at least 2 to 3 months prior to your desired completion date of your project to allow enough time to plan, design, estimate, and implement your project.

HOW MUCH DOES A TYPICAL DECK INSTALLATION COST?


There are many factors that affect the overall cost of a deck installation such as type of material used as well as the size and complexity of the project. Typically our installations range from \$10,000 to \$25,000 (see pages 10 and 11 for more details).

From initial design to the final touches, our dedicated team is here to create a stunning and functional outdoor space tailored just for you. Our commitment is to deliver beautiful, cost-effective, and long-lasting decking and railing systems that enhance your home's appeal and value.

We take pride in our meticulous process. Our service includes customized computer drawings that help you visualize and plan your project with precision. Whether it's sizing the lumber correctly, engineering a solid foundation, or adhering to stringent building codes, we ensure that every detail meets the highest standards.

We source only the finest materials—premium treated lumber, durable vinyl, and high-quality composite decking. This careful selection ensures that you receive the best possible finished product, one that stands the test of time. Our systems feature hidden fasteners for a sleek, clean look that complements any style, while our vinyl railings are reinforced with aluminum channels in both the top and bottom rails, guaranteeing stability and a lifetime of use.

Choose Caribou Decks & Railings for your decking and railing needs, and enjoy the peace of mind that comes with expertly crafted, beautiful, and




reliable outdoor spaces. Let us turn your vision into reality with our dedication to quality and exceptional craftsmanship. Contact us today to start designing the deck of your dreams!

PERGOLAS & ARBORS

Our vinyl pergolas & arbors offer dimension and refinement to any home or building. They are a great way to add beauty and function to your house. Utilizing our long lasting vinyl material, they hold up to the elements and improve the look of any structure. We can customize our designs using computer aided drawings to fit your needs, and we offer many options of posts, and shade coverings. All of our pergolas are built out of vinyl, and the structural supports have treated wood inside giving it the needed strength.

Bring your backyard to life with a vinyl pergola. Vinyl pergolas provide a great feel to your patio. Excellent for outdoor dining and lounge areas. Along side a pool they offer shade from the sun when needed. A great place to have a chiminea, pergolas become the center piece of your backyard.





QUALITY CONSTRUCTION THAT STANDS THE TEST OF TIME

Caribou Decking stands as the premier decking company, renowned for its unwavering commitment to quality construction that endures the test of time. Our decks are meticulously designed to withstand the elements while providing a beautiful outdoor space for years to come.

At the heart of our construction is the robust use of ledger boards equipped with joist hangers, ensuring a secure and stable framework. We implement ice and water guard flashing to protect against moisture intrusion, complemented by strategically placed blocking and taped joists to enhance structural integrity. Our choice of 2x8 or 2x10 pressure-treated joists guarantees durability, providing a solid foundation for any deck design.

Further elevating our quality standards, we utilize

a pressure-treated skirting frame, effectively safeguarding against pests and environmental wear. To combat weeds, we incorporate commercial fabric and stone for optimal weed block, maintaining the aesthetics of your outdoor space.

Our double 2x10 pressure-treated beams provide exceptional support, while 6x6 support posts are securely anchored to concrete footers with galvanized brackets, ensuring stability in all conditions.

Caribou Decking is dedicated to crafting decks that not only meet but exceed industry standards, delivering exceptional quality and longevity. Trust us to create the outdoor oasis you've always dreamed of, where every detail is engineered for lasting beauty and performance.



WITH SO MANY OPTIONS YOUR DECK CAN BE THE PERFECT PLACE TO ENTERTAIN GUESTS

Our finished decks are a stunning blend of functionality and aesthetics, showcasing the versatility of composite materials. At their core, our decks feature 1.5" x 5" composite decking, offering a robust and low-maintenance surface that enhances both durability and visual appeal. The option to add a 1" x 5.5" composite picture framing around the perimeter creates a refined, polished look, accentuating the deck's overall elegance.

For the railings, our decks are equipped with 1.5" x 1.5" composite balusters, complemented by top and bottom rails that provide a sleek, cohesive finish. The top rail isn't just practical; it also features an optional cocktail rail, perfect for enjoying drinks while entertaining guests. This adds a touch of luxury and comfort, turning the deck into a social hub.

The 4" x 4" newel posts are both sturdy and stylish, anchoring the deck with their substantial presence and contributing to the overall architectural charm. To complete the look, the deck is adorned with a 1" x 12" composite fascia board, which provides a clean, finished edge. Vertical composite deck boards used for skirting offer a seamless and attractive way to enclose the space underneath the deck, ensuring that the structure looks impeccable from every angle.

With these elements combined, the deck offers a customizable, sophisticated outdoor space ideal for relaxation and entertainment. The use of composite materials ensures that the deck remains both beautiful and durable, requiring minimal upkeep while delivering timeless appeal.

MOST POPULAR RAILING STYLES



Potenza Vinyl Railings with Square Series A Balusters

Potenza Vinyl Railings with Square Series A Balusters feature sleek, square-shaped balusters that impart a clean, modern look to your railing system. With aluminum-reinforced top and bottom rails, two top rail styles, five baluster options, and three color choices, this system combines sophistication with durability, backed by a lifetime warranty.



Potenza Vinyl Railings with Square Series B2 Balusters

Potenza Vinyl Railings with Square Series B2 Balusters feature sleek, stylish contours that beautifully highlight steps, decks, porches, and patios. The aluminum-reinforced top and bottom vinyl rails ensure durability, while the system offers two top rail styles and five aluminum baluster options. Available in three colors, Potenza Vinyl Railings combine modern design with long-lasting performance, all backed by a lifetime warranty.



Tuscany C10 Aluminum Railings

Tuscany Aluminum Railings offer a unparalleled adaptability, allowing you to achieve a rugged and stylish railing solution tailored to any deck size or shape. Crafted from durable aluminum, it provides a robust and resilient option that maintains its aesthetic appeal over time. Whether you're looking to match a specific color scheme or create a distinct style, it can be customized to meet your unique design preferences.



KeyLink Railings

KeyLink Railings are crafted for luxury, enhancing your space with a design that reflects your personal style and aesthetic. Made from high-quality aluminum, these railings feature a PCI-4000 certified powder coating that ensures durability and resistance to the elements. The result is a beautiful, long-lasting railing solution that maintains its elegance and performance for years to come.



VertiCable

The VertiCable system evolutionizes railing installations with its pre-assembled, pre-tensioned cable panels, eliminating the common hassles associated with traditional cable setups. This innovative system seamlessly combines the sleek, modern aesthetic of cable with the robust durability of aluminum, offering a stylish yet strong solution for both residential and commercial spaces.

PROJECT COSTS



FRANKFORT, NY

CUSTOM LANDING & STEPS

- Trex Enhance Decking
- Vinyl Railing

Range: \$1,500-\$2,000



WHITESBORO, NY

CUSTOM STEPS & GATE

- Trex Lineage Decking
- Custom Aluminum Gate
- Aluminum Railing

Range: \$2,500-\$3,500



VERNON, NY

8FT X 20FT DECK

- Trex Linage Decking
- Vinyl Railing

Range: \$8,000-\$12,000

*Budget numbers, prices may vary depending on site conditions, add-ons etc.



ROME, NY

10FT X 12FT DECK

- Trex Transcend Decking
- Vinyl Railing
- Color: Rope Swing

Range: \$12,000-\$15,000

12FT X 20FT DECK

- Trex Select Decking
Color: Pebble Gray
- Potenza Vinyl Railing

Range: \$15,000-\$20,000



NEW HARTFORD, NY

16FT X 24FT DECK

- Trex Transcend Decking
Color: Rope Swing
- Westbury Aluminum Railing

Range: \$20,000-\$25,000



CLINTON, NY

16FT X 26FT DECK

- Trex Transcend Decking
Color: Tiki Torch w/Spiced Rum
Picture Frame
- Trex Transcend Railing
with Cocktail Rail

Range: \$25,000-\$30,000



NEW HARTFORD, NY

42FT X 24FT DECK

- Trex Enhance Decking
Color: Rocky Harbor
- Select Trex Railing with round aluminum balusters

Range: \$40,000-\$50,000



NEW BERLIN, NY

CUSTOMER CHECKLIST



INITIAL PLANNING PHASE

- ☐ Zoning and Local Codes?
- ☐ Building Permits?
- ☐ Private Underground Utilities?
- ☐ Site Access?

DESIGN PHASE

- ☐ What will we put on the deck? Table, chairs, grill, additional seating?
- ☐ What size deck will accommodate your needs?
- ☐ What are the important access points to the deck from the back yard?
- ☐ What decking material, type, & color will be used?
- ☐ What railing material, style, & color will you choose?
- ☐ What size newel posts and baluster style and color will you want?
- ☐ Do you want any low voltage accent lighting for the deck?
- ☐ What skirting and fascia board style would you want?
- ☐ Do you want any additional options such as gates or a pergola?

WHY CHOOSE CARIBOU DECKING

- ☐ 5 year labor warranty*
- ☐ Office and showroom
- ☐ Professionally trained installation crews
- ☐ Family owned and operated
- ☐ Fully insured
- ☐ 100% customer satisfaction guaranteed
- ☐ Customer referrals available
- ☐ The Mohawk Valleys only exclusive deck and railing company

QUESTIONS TO ASK YOUR DECK CONTRACTOR

- ☐ Warranty?
- ☐ Showroom/Display/Office?
- ☐ Company reviews online?
- ☐ Referrals?
- ☐ Insurance?
- ☐ Quality of Material used?



To find inspiration for your home go to our website to view our updated project gallery. We've got plenty of tips on deck maintenance and product selection in our blog too, and we're updating when we can; when we're not building decks, that is.

We're really proud of our service, and our people. If you have any questions, please don't hesitate to contact us. We look forward to hearing from you!



(315) 574-2496 • cariboudecks.com

Follow us



Review us

